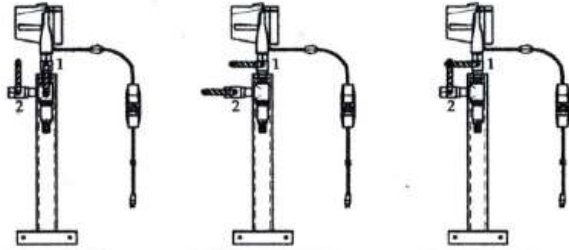


## 1-TANK LIFT OPERATION



"TO RAISE"

"TO LOWER"

"TO LOCK"

**TO RAISE:** Open valve 1. Turn on lift motor and raise until Lift is in horizontal position. When done turn off motor and close all valves.

**TO LOWER:** Close valve 1 and Open valve 2. Lower until Boat floats Free. Then close all valves.

**TO LOCK:** Close all valves as shown and secure valves 1 & 2 with a lock.

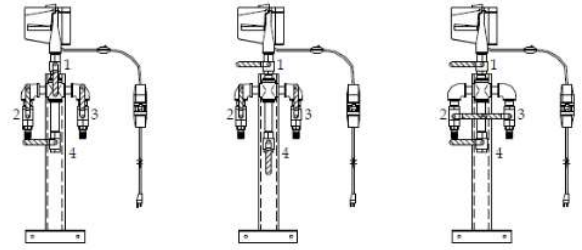
### **WARNING**

**DO NOT OPERATE MOTORS WITH VALVES CLOSED!**

## OZARK BOAT LIFT

Mfg. By:  
LAKELAND INDUSTRIES, INC. Mountain Home, AR 72653  
1-800-467-8860

## 2-TANK LIFT OPERATION



"TO RAISE"

"TO LOWER"

"TO LOCK"

**TO RAISE:** Open valves 1,2 & 3. Turn on lift motor and raise until Lift is in horizontal position. When done turn off motor and close all valves.

**TO LOWER:** Close valve 1 and Open valves 2,3 & 4. Lower until Boat floats Free. Then close all valves.

**TO LOCK:** Close all valves as shown and secure valves 2 & 3 with a lock.

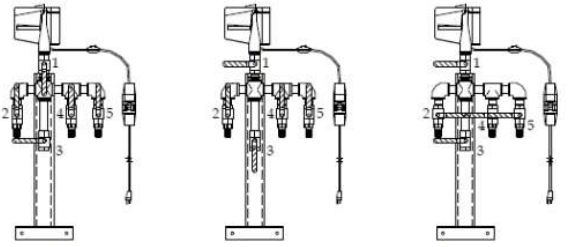
### **WARNING**

**DO NOT OPERATE MOTORS WITH VALVES CLOSED!**

## OZARK BOAT LIFT

Mfg. By:  
LAKELAND INDUSTRIES, INC. Mountain Home, AR 72653  
1-800-467-8860

## 3-TANK LIFT OPERATION



"TO RAISE"

"TO LOWER"

"TO LOCK"

**TO RAISE:** Open valves 1,2,4 & 5. Turn on lift motor and raise until Lift is in horizontal position. When done turn off motor and close all valves.

**TO LOWER:** Close valve 1 and Open valves 2,3,4 & 5. Lower until Boat floats Free. Then close all valves.

**TO LOCK:** Close all valves as shown and secure valves 2 & 4 with a lock.

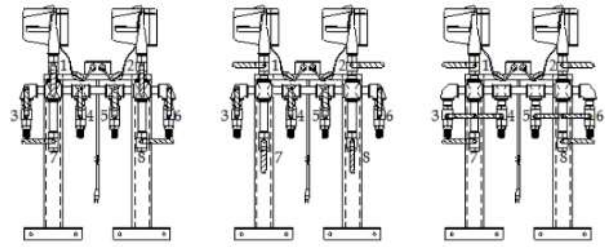
### **WARNING**

**DO NOT OPERATE MOTORS WITH VALVES CLOSED!**

## OZARK BOAT LIFT

Mfg. By:  
LAKELAND INDUSTRIES, INC. Mountain Home, AR 72653  
1-800-467-8860

## 4-TANK LIFT OPERATION



"TO RAISE"

"TO LOWER"

"TO LOCK"

**TO RAISE:** Open valves 1,2,3,4,5,6. Turn on both lift motors and raise until Lift is in horizontal position. When done turn off motors and close all valves.

**TO LOWER:** Close valves 1 & 2 and Open valves 3,4,5,6,7,8. Lower until Boat floats Free. Then close all valves.

**TO LOCK:** Close all valves as shown and secure valves 3,4,5,6 with a lock.

### **WARNING**

**DO NOT OPERATE MOTORS WITH VALVES CLOSED!**

## OZARK BOAT LIFT

Mfg. By:  
LAKELAND INDUSTRIES, INC. Mountain Home, AR 72653  
1-800-467-8860